
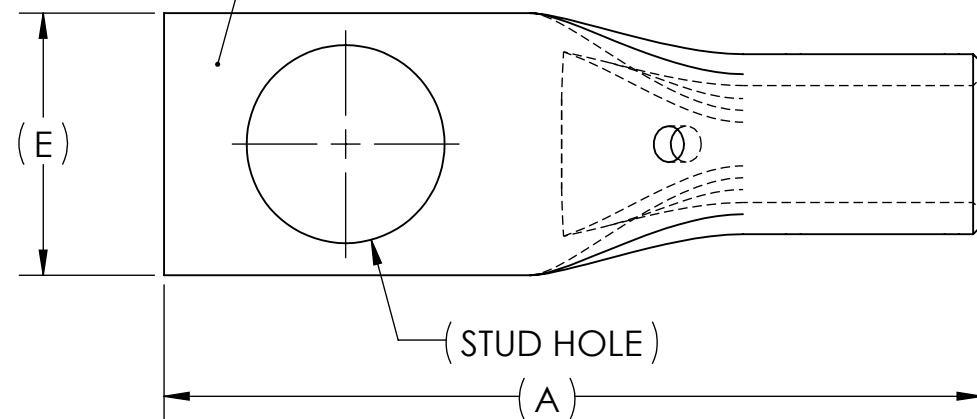


DWG. NO. HBBLU-1/0S-GND REV. -

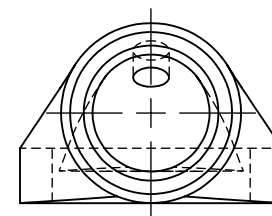
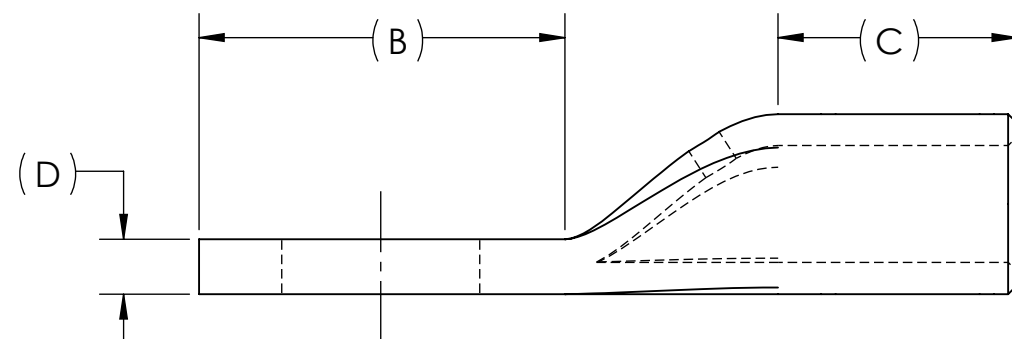
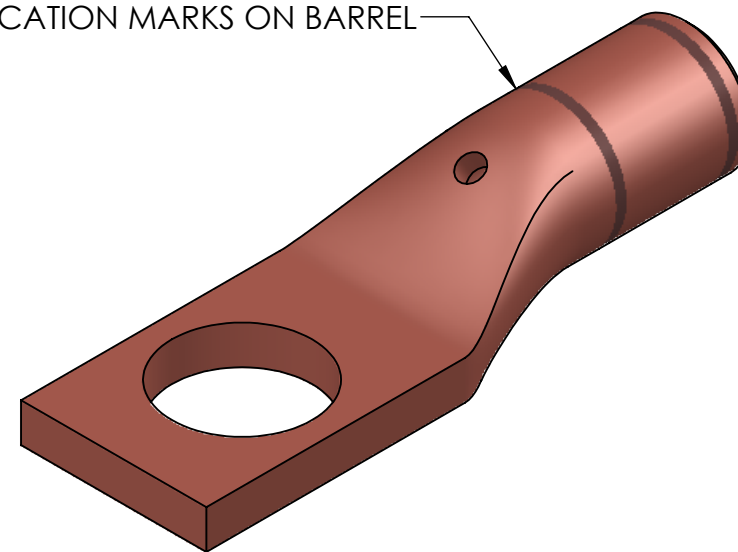
REV.	CAT. NO.	STUD HOLE	DIMENSIONS					APPROX. WEIGHT (LB)	STRIP LENGTH
			A	B	C	D	E		
01	HBBLU-1/0S-GND	1/2	2.84	1.27	.83	.19	.91	0.140	.94

METAL STAMP TO READ:

1. PENN-UNION
2. 1/0 AWG
3. "CAT. NO."
4. DB
5. DIE 14
6. 



CRIMP LOCATION MARKS ON BARREL



NOTES:

1. ALL DIMENSIONS IN INCHES UNLESS OTHERWISE SPECIFIED
2. FOR TIN PLATING, SUFFIX CATALOG NUMBER WITH "-TN"
3. SEE INSTALLATION SHEET FOR WIRE SIZE AND TOOLING RECOMMENDATIONS
4. RATED FOR COPPER CONDUCTORS ONLY
5. BEVELED ENTRY FOR EASY CABLE INSERTION
6. INSPECTION WINDOW TO ENSURE FULL CABLE INSERTION
7. CONNECTORS ARE SUITABLE FOR VOLTAGES UP TO 35 KV
8. FOR APPLICATIONS GREATER THAN 2000 VOLTS, CONSULT CABLE MANUFACTURER FOR VOLTAGE STRESS RELIEF INSTRUCTIONS
9. CONNECTORS ARE cULus LISTED PER UL486A-B FOR POWER APPLICATIONS UP TO 90°C
10. CONNECTORS ARE cULus LISTED FOR GROUNDING, BONDING, AND DIRECT BURIAL APPLICATIONS PER UL467

QTY.	PT.	NAME OR DESCRIPTION
	X	COPPER TUBING
		HEAVY DUTY COMPRESSION GROUNDING LUG for 1/0 STR. COPPER CONDUCTORS
REF. DWG'S: 5H37-96725		H:\5H37\HBBLU-1.0S-GND
DRAWN BY: DT		DATE: 8/18/2023
SCALE: 3:2		INTERPRET PER ASME Y14.5-2009
SIZE: B		FILE: 5H37
DWG. NO. HBBLU-1/0S-GND		REV. -

NO.	ECN	DATE
REVISIONS		

SEE TABLE

CAT. NO.

**PENNUNION**  
229 WATERFORD STREET  
EDINBORO, PA 16412 USA

DRAWN BY: DT DATE: 8/18/2023 CHK'D: QJB  
SCALE: 3:2 INTERPRET PER ASME Y14.5-2009 FILE: 5H37  
SIZE: B  
DWG. NO. HBBLU-1/0S-GND REV. -